



Section (B)

Smart Medical Series G4
Speciality User Interface 2021

Smart G4 Special Projects

User Interface Catalogue II

- Smart Hotel Series
- Smart Hospital NCS
- Medical Outpatient Clinic
- Smart Dental Flow Management
- PWD and Elderly
- Smart Orphanage
- Smart SPA
- Smart Museum
- GBMS Mimic
- Other Special User Interface

Products

BY SMART INDUSTRY NORTH AMERICA
www.SmartG4.com

Since 1986



Smart G4 Nurse Call UI 2021

Inpatient Nurse Call System



We can name a system smart if it is connected easily and can immediately convey the message with proper reporting.

In brief:

- The Patient request his need easily
- the nurse at station gets the message needed on her station
- the supervisor gets a log on time date stamp and service time
- the management can analyze the logs and create better service trends
- the mobile nurse can get visual alerts
- the medical staff can get push notifications on their handheld devices



NCS System Flow

Patient calls nurse in comfort:

- (A) from Bedside Panel and Button
- (B) by Pull Cord in Toilet
- (C) Using wall mounted service call station
- (C+) using APP on phone/ Tablet or VIP panel

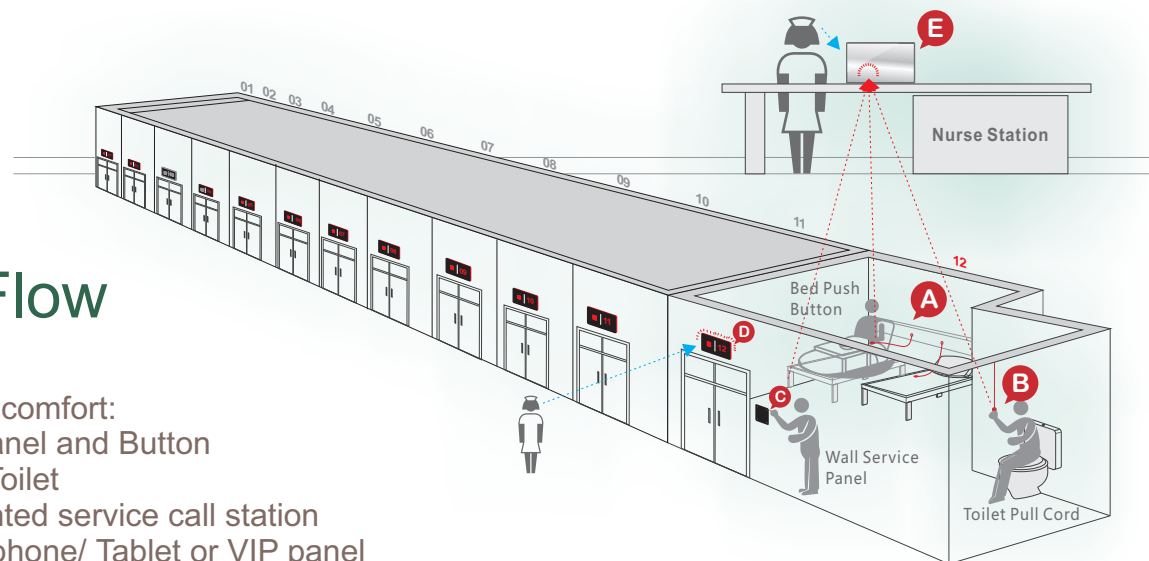
Nurse Sees and Acknowledges the Request

- (E) from Nurse Station Panel
- (E+) on Station PC
- (E+2) on Hand Held APP

Nurse Sees the Call then Confirms Physical Attendance

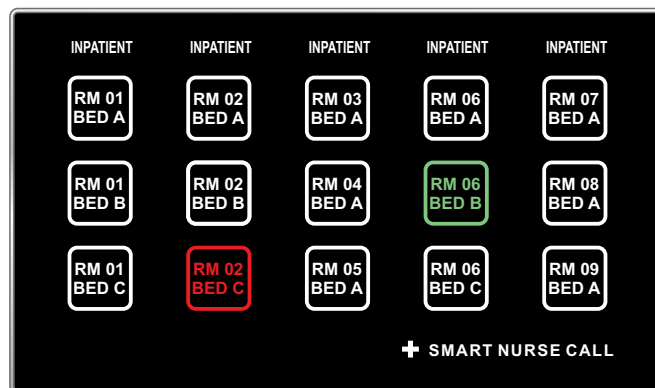
- (D) Sees the Door Light Color Request
- (C) from Room Service call Panel

Service request type, time, date, speed in acknowledge, attending, and time spent are all logged and reported





- Patient Bell Bush
- In Room Nurse Call Panel
- Toilet Pull Cord
- VIP Room Nurse Call Panel or Tablet (optional)
- Room Door Panel
- Nurse Station Mimic (w/ sounder option)
- Hospital Nurse call Software
- Hospital NCS App (optional)

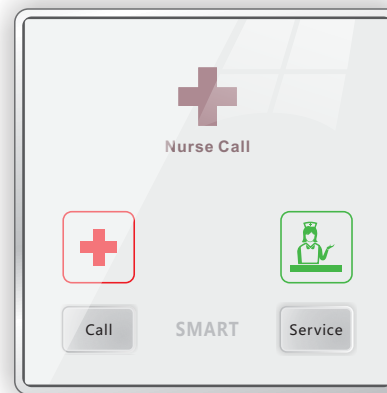


SB-NCStation-FL

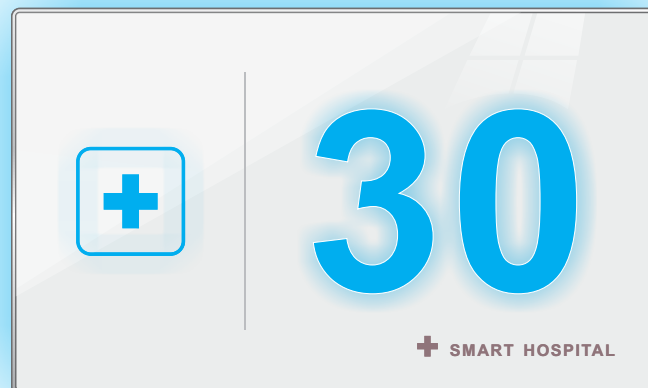
Smart G4 NCS Components



OE-Call Button



OE-Pull Cord

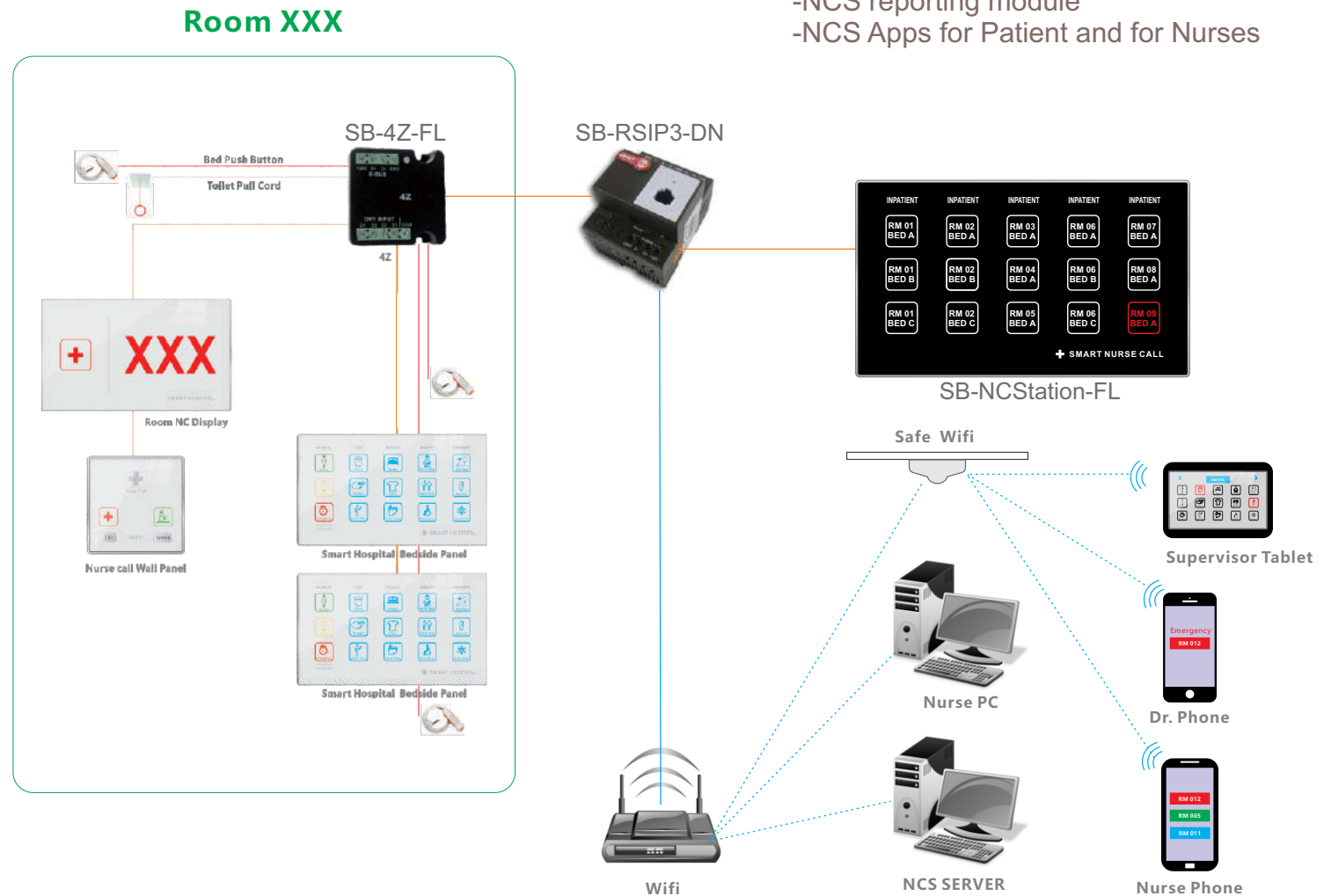


SB-NCDoor-WL

System Connection Diagram

Smart Group HOSPITAL NCS supports the following for convenience:

- In-Patient Nurse Call Module
- NCS reporting module
- NCS Apps for Patient and for Nurses





G4 NCS Difference

Hospital management always lack detailed information about why nurse was actually called and when is the mass request traffic, or if all complain about same issues like temperature etc

Since hospitals are considered as comfort zone that depend on service and relief quality, thus it was important to create an advanced smart hospital integral system module to handle nurse call needs in **simple and detailed** way

It was mandatory to understand the reasons for calling a nurse:

- a- Pain, Cold, Hot, **(Comfort reports)**.
- b- Need to nurse my baby, I need Wheel Chair, I need Walking assistant, I need to Go to Toilet **(Mobility)**
- c- i need to change the bed sheet, change my dress, I need to shower.. **(Hygiene)**
- d- Hungry, Thirsty, i am having a guest need service **(Food and Beverage)**
- e- i need to take my medicine, i need to see my doctor, We have an emergency **(Medical Attention)**

I feel

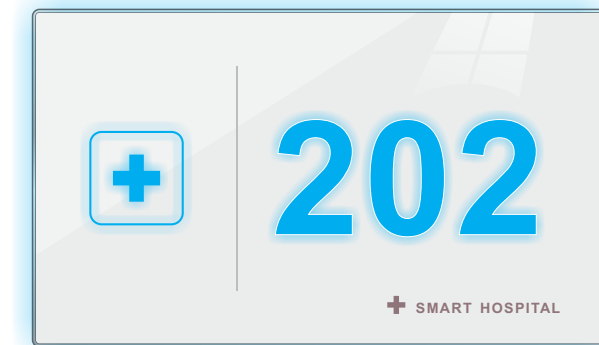
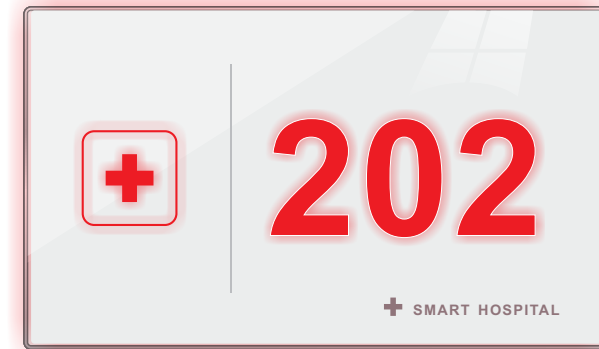



SB-NC15TVIP-WL/W



SB-NC15TVIP-WL/B

Why G4 NCS is Like no other



- Uniquely lighted panel with techno look
- Easy to view Sideways and Front side
- Easy to recognize 5 Color patterns
 - Blue = Normal
 - Green Blinking = Nurse is coming
 - Green = Nurse is inside attending
 - Red = No one acknowledged Call request yet
 - Red Blinking = Emergency / code blue
- Customizable to include Hospital/Clinic Logo/Name
- Detailed reporting and analytics that no other system can give yet
- Easy and fast to Install and very affordable investment.





NCS Software and APP Option



Smart Hospital v0.8 (Beta)

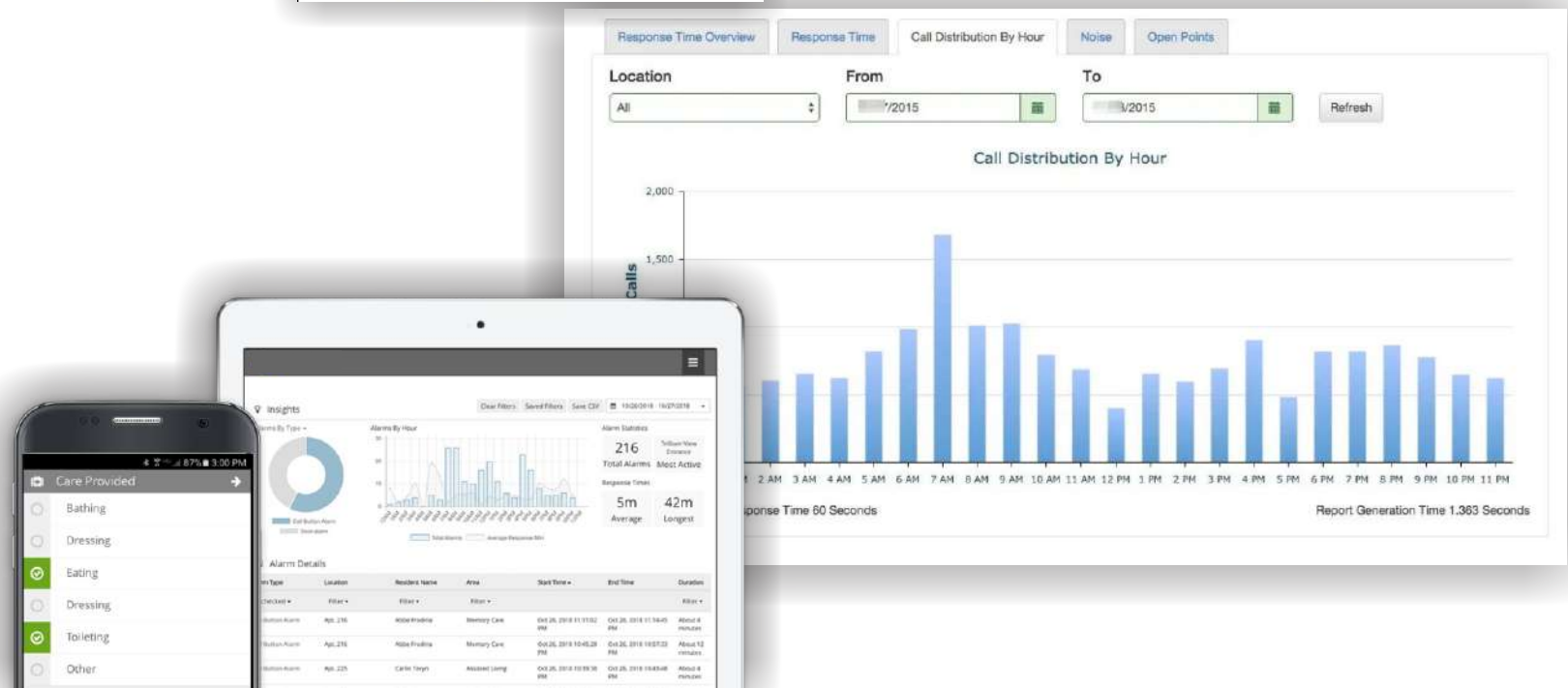
Username: Password:

Smart Hospital

RoomNo	DateTime	Services
Room#01 Bed#001	09/02/2017 14:45	
Room#01 Bed#002	09/02/2017 14:40	
VIP#01 Bed#001	09/02/2017 16:46	
VIP#01 Bed#002	09/02/2017 14:40	

Summary

DateTime	Total
09/02/2017 14:45:58	3
09/02/2017 14:44:15	2
09/02/2017 14:44:14	1
09/02/2017 14:46:01	1
09/02/2017 14:44:17	0
09/02/2017 14:44:16	0
09/02/2017 14:45:07	1
09/02/2017 14:44:09	0
09/02/2017 14:44:18	0
09/02/2017 14:44:52	2
09/02/2017 14:44:30	4
09/02/2017 14:44:19	0



Outpatient Smart Clinic G4

Big and clear
Backlit
Techno.



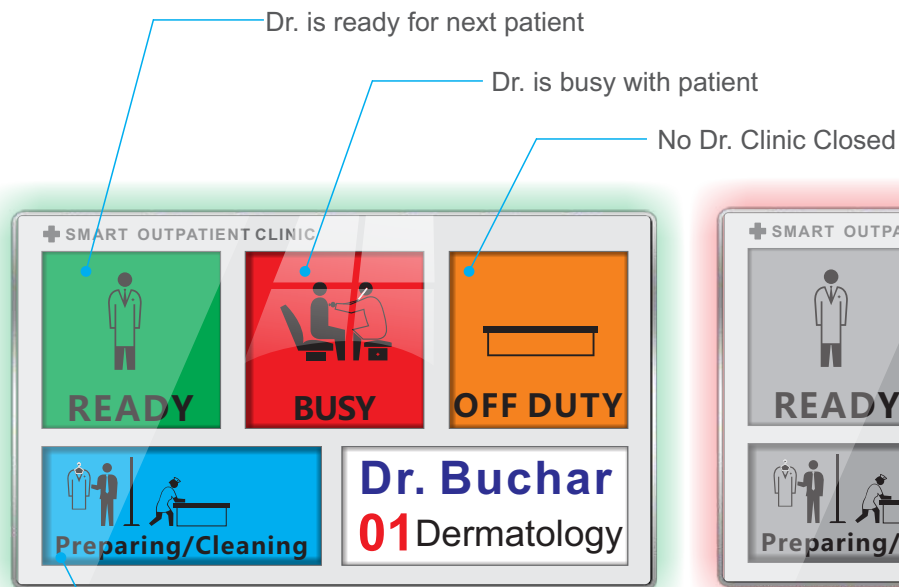


- Techno Look
- Integral Clinic status display
 - Clinic is Off Duty
 - Dr. Ready welcome
 - Dr. Busy with patient
 - Clinic under cleaning preparing for Next patient
- Clinic medical speciality
- Dr. Name on Signage with easy to update and change ability.

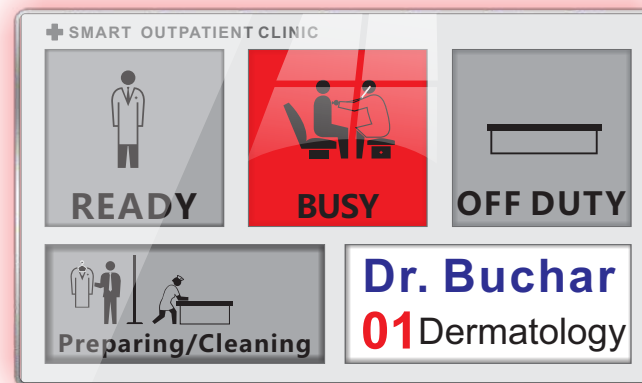
Give the waiting patients clear status on clinic activity. Let the patient be part of the process.



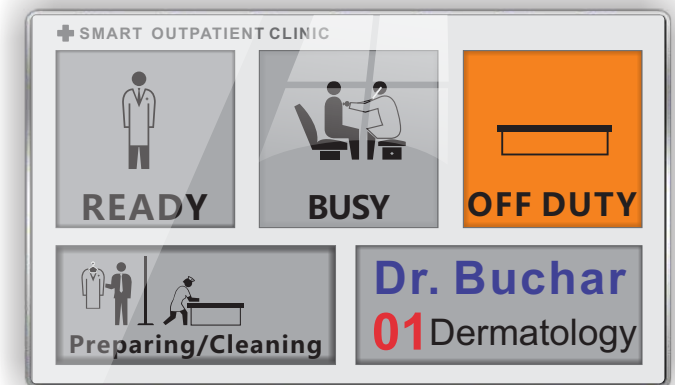
SB-DR4T-WL



SB-DrDoor-WL



Dr. Busy with Patient



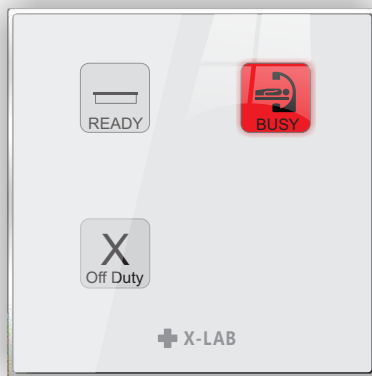
Clinic is Off Duty/ No Dr.



Lab Occupancy - Outpatient

Custom Controls


Chemistry LAB
Radiology LAB
Haematology LAB
Microbiology LAB
Immunology LAB
Cytology LAB
and other..




SB-LAB3T-WL/W



SB-LAB3T-WL/B



SB-LABDoor-WL/B



SB-LABDoor-WL/B

Media Queue - Outpatient EZ Clinic & Lab Queueing System

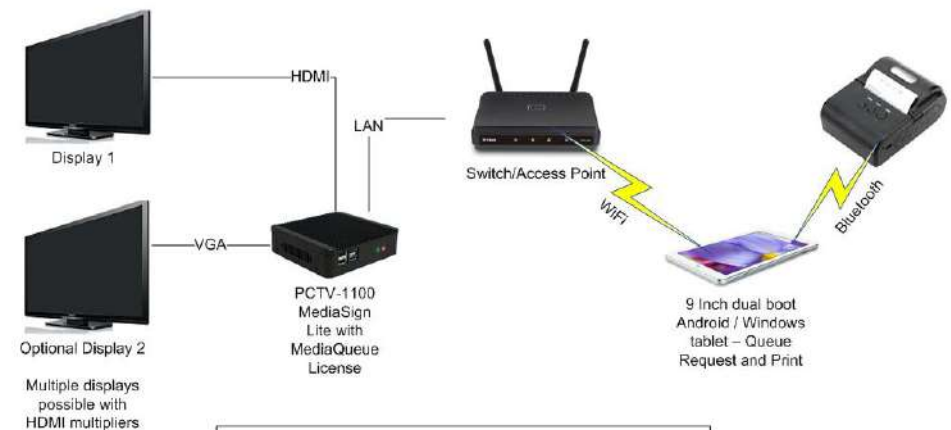


Complete Package (Tablet, Printer, Q-Serve)
Affordable, expandable, and simple
Fast and easy to Deploy in Minutes
Can connect to 2 types of displays
Can display on multiple screens/areas
browser ready for patient number call



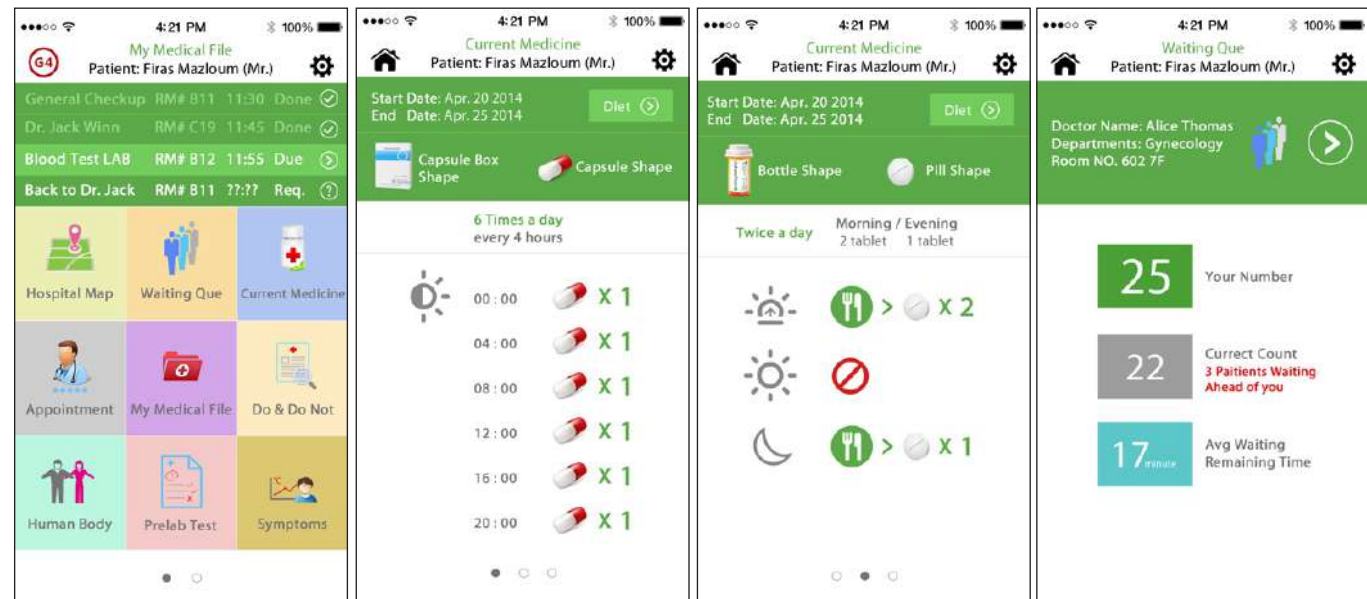
SS-MediaQueue-PKG

Package Includes it all:
MediaQueue SRV
MediaQueue Licence
Dual Boot Tablet
Token Printer (Option)
Queuing System App and SW
Just link to your Display and Browsers



APPS AND EASY SOFTWARE

Several Simple and user friendly apps and software are made to serve all hospital and patient daily needs




Dental Clinic Flow Management (DCFM)



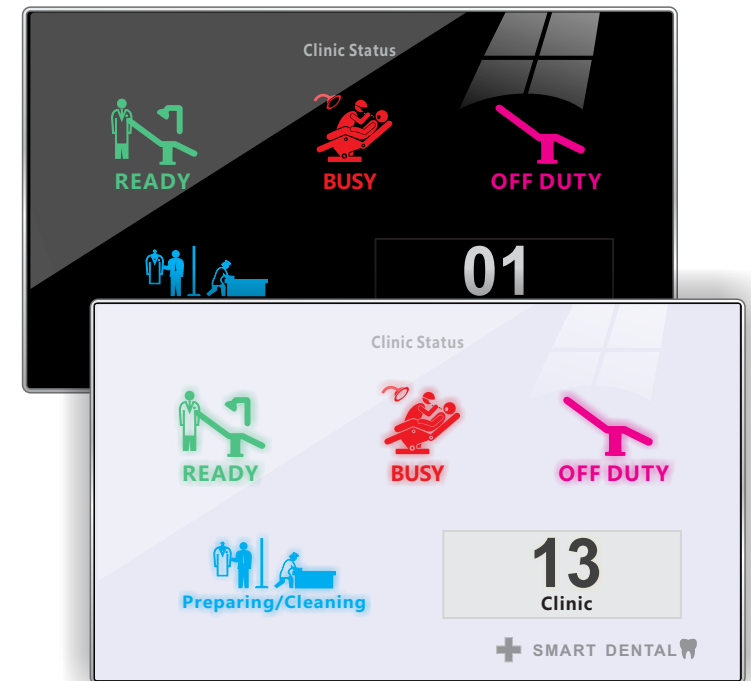
Smart G4
Dental Clinic UI 2021

DCMF by G4



- **One Single DCFM panel can Handle**
4 Hygienist
1 X-Ray & Laboratory
15 Clinics that can be categorized
w/ easy labeling ideas

- Make your Dental Clinic more efficient
- Minimise wastage
- Add techno-Lifestyle image
- Get informed about ready patient & Dr. needed calls

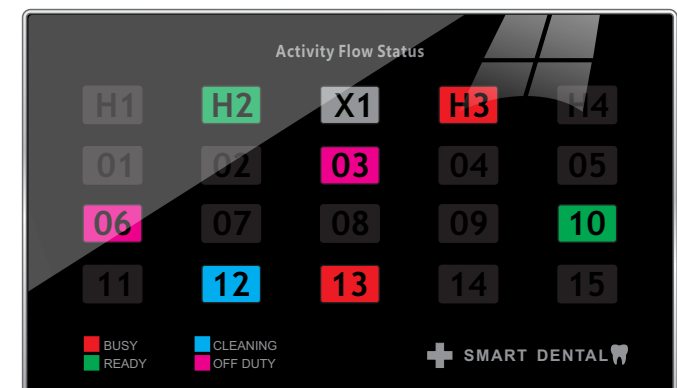


Clinic Door Panel
SB-DrDoor-WL



Clinic Nurse Panel
SB-DR4T-WL

Hygienist & Lab Panel
SB-HYG5T-WL

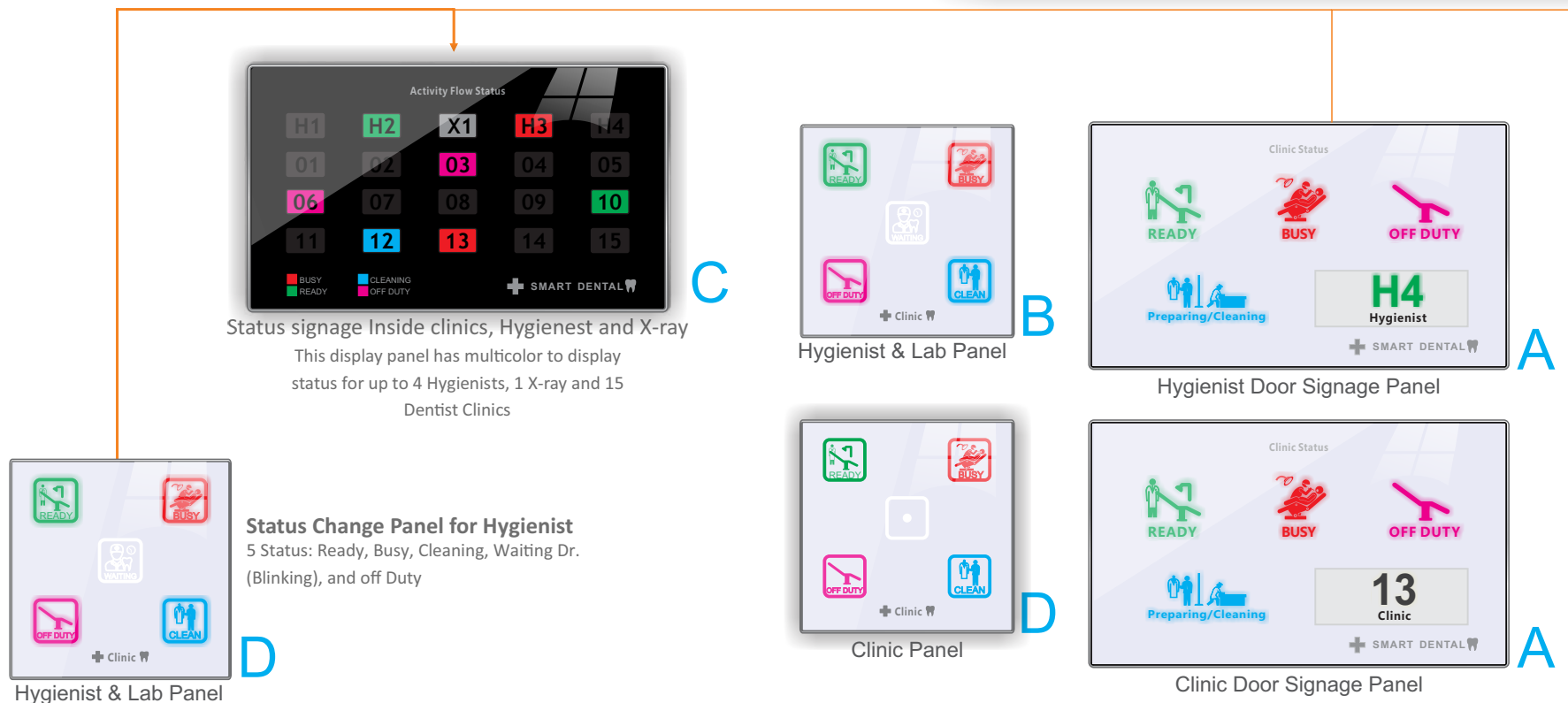


Clinic Flow Inside Each clinic , Admin, Receptionist
SB-RmStatus-WL

Why need DCFM system?

Dental Clinics in western world mainly vary in size, number of doctors and number of chairs. Mostly, a single dentist would be able to serve as many as 15 chairs provided he has the efficient work flow on demand system.

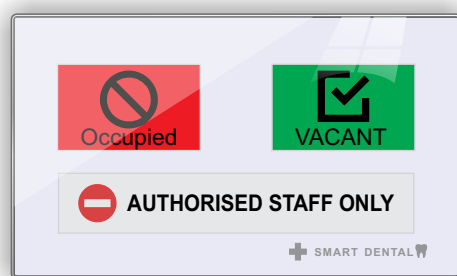
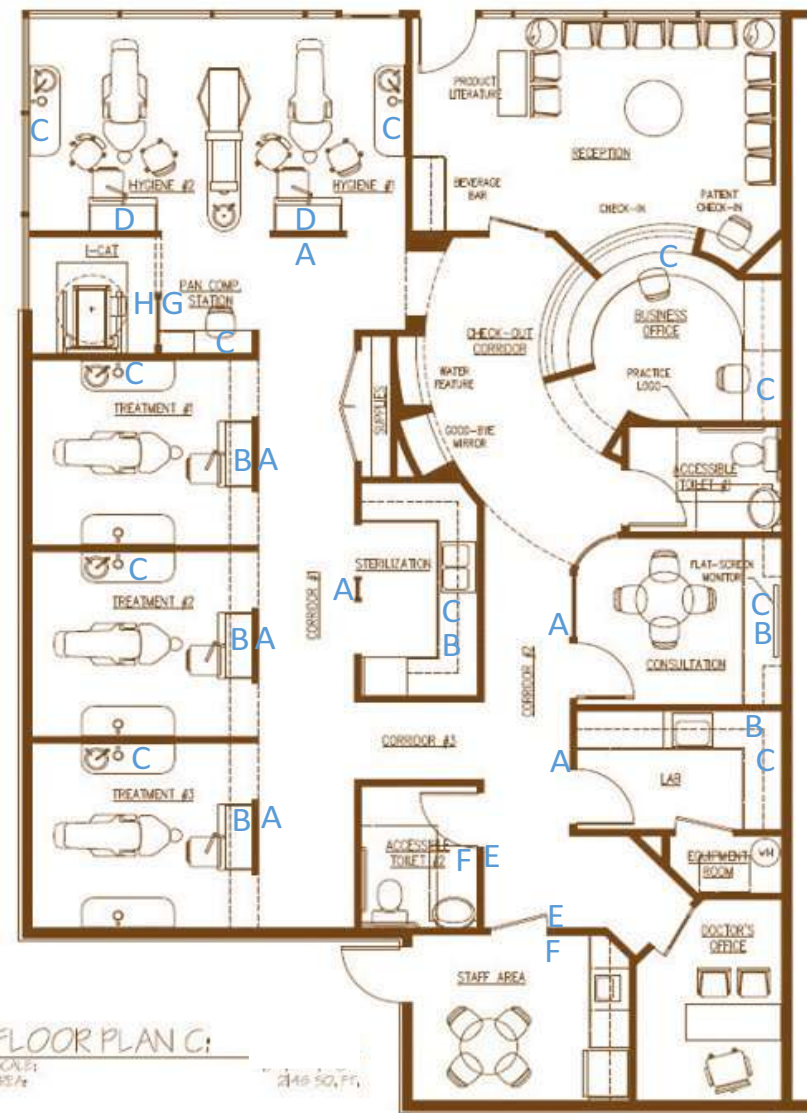
Smart G4 Canada has designed a system that is customized to fit small to large dental clinic sizes adding maximum efficiency and technological look and feel to the clinic. Such system would help not only the dentist, but also the administration, nurses and hygienist as well as lab and x-ray to have more efficient and active flow on demand within their dental clinic workspace.






Hygienist at work

DCFM Panels Distribution Example



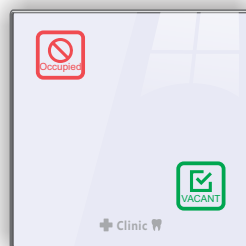
SB-RmDoor-WL/W
for staff room Door

E



SB-LABDoor-WL/B
for I-CAT Door

G



SB-RM2T-WL
Staff Room Panel

F



SB-LAB5T-WL/W
Dental Lab activity Panel

D



SB-LAB3T-WL/B
for I-CAT Room

H

People with Disability and Elderly

Smart G4
PWD & Elderly UI 2021



Many solutions. One target

SMARTER
AUTOMATED
SAFER – Fire, Gas, Water Leak, Panic
HAPPIER – Connected family, self confidence
CONNECTED – SMS, PUSH alerts, Shopping +
CONVENIENT – Easy for all, flexible
HEALTHIER – Temperature, Fresh air, Hygiene, Life habits
WIDER SPACES – Convenience of Movement
LOWER HEALTHCARE BILLS – Self Dependent Elderly & PWD



BIO-X Elevator & Apartment Entry
Recognise - Call Elevator - Vibrate -
Recognise - Release apartment door



SS-BioX-WL

Read more in the specialized presentation
booklet for PWD and Elderly G4 solutions.



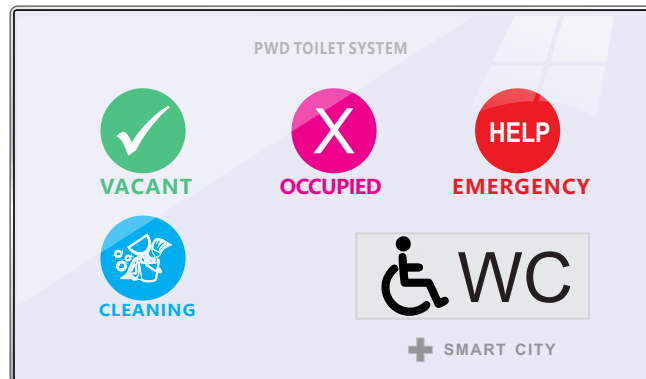
Smart G4 Apps



SS-BioX-WL

PWD Toilet solution

Proximity sensors for public
Bio-x face access for private
Motorized toilet door on detection
Automated lock & occupied signage after entry
Easy occupancy and flush for toilet seat
Emergency panic pull cord and large button
(This also releases door Lock)
Easy Exit button or Proximity beam



SB-WCDoor-WL



SB-WCExit-WL



Elderly at Home

Keep in Touch with Grand parents

When did My Grandparent wake up?

Has my grand parent Go to Toilet ?

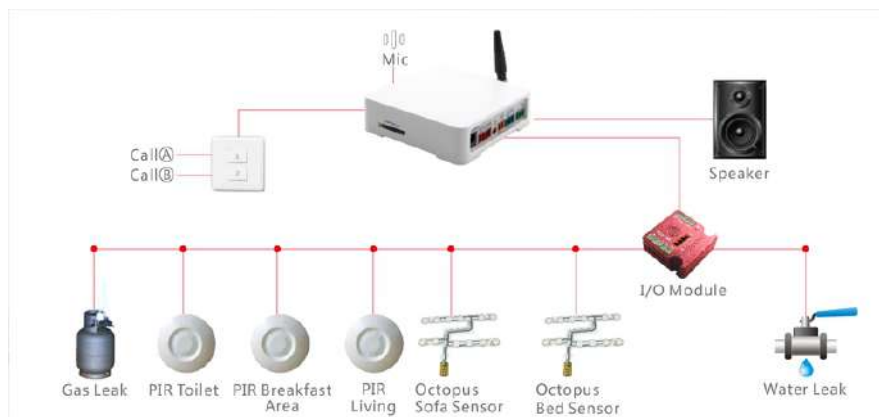
Did my grandparent take breakfast?

Has my Grand parent take the medicine timely?

Get Alerted and be in touch

Easy Push to call one button for Grandparents

Monitor grandparents home safety and maintenance



Elderly Systems Categories:

- Self supported Elderly living alone at their own smart residence
- Old people that are living at Elderly homes
- and Elderly living at home with working children

Smart Group provides solutions to help all categories in full care and within budget.

Smart Orphanage Solution

Smart G4 Orphanage UI 2021



SB-Orphanage15-WL/B

Connected to CCTV and remote alerting system makes the whole solution Bullet proof where every thing is logged with time date stamps.

Works with RSIP3 and SMS modules
Contact us for details



SB-Orphanage15-WL/W

Smart Orphanage is designed putting in mind orphans safety and feel of connectivity to the world. Now no one can threaten, abuse, nor bully any orphan anymore, thanks to Smart G4 Orphanage reporting system.

Our System connects via multiple ways through Internet, 3G/4G/ SMS and more.

(Enabling orphans to Report discretely and directly)

Contentiously Feel: hungry, thirsty, scared?

Reporting Hygiene issues: All are sick, Place is dirty, lots of pests and rats.


Longing need: for sports, for an outing, for repairs

We always feel: Hot, Cold, Sad


Reporting Abuse: by threatening, hitting, sexual abuse..

Smart HEALTH SPA Solution

Announce Session start
Alerts 5 Minutes before session ends
Extend session 30, 45, 60 minutes
Announce session end



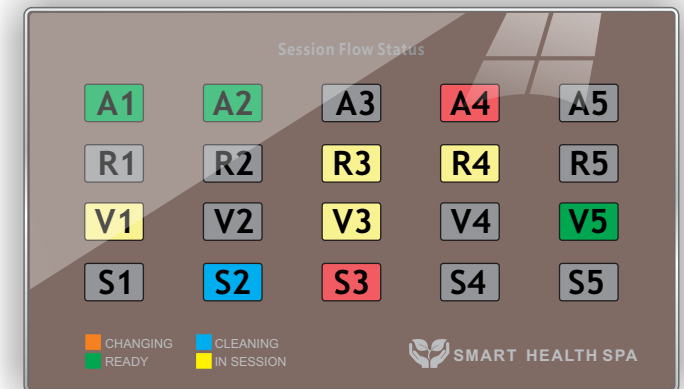
SB-12T-UN/SPA



SB-SPADoor-WL



SB-RmStatus-WL/SPA



SB-SPAStation-WL



CUTTING EDGE

ELEGANT

AFFORDABLE

EXPANDABLE

SIMPLE

DURABLE

SMART

www.smartg4.com



SMART Group Americas



Sweden | Nigeria | Canada | Hong Kong | Italy | Dubai